

When you have finished all of the Giant City Patch requirements, have a ranger or volunteer at the Visitor Center sign off here:



---

Signature of Completion

---

Date of completion


To receive your Giant City Patch you must place an order for through the Girl Scouts of Southern Illinois shop. This can be done online or by visiting our shop in person.



# Giant City



## State Park Patch for Girl Scouts



**girl scouts**   
of southern illinois

This book belongs to: \_\_\_\_\_

# Welcome to Giant City State Park!

Did you know that Giant City has been a State Park since 1927?! For over 90 years visitors have been coming to the park to enjoy awesome rock formations, beautiful flowers and plants, and many kinds of cool wildlife.

What are you waiting for?! Get out there and poke around in a creek, investigate under a log, climb an 80 foot water tower, hike through what looks like streets for a giant, and discover Giant City State Park!



Remember, all plants and animals are protected in State Parks! Take only photographs, leave only footprints.

## How to earn your Giant City State Park Patch

Grades  
**K-3**

Grades K-3, must complete at least **3** activities.

Grades  
**4-8**

Grades 4-8, must complete at least **5** activities.

Grades  
**9-12**

Grades 9-12, must complete at least **7** activities.

## Giant City Patch Checklist

- |   |  |
|---|--|
| <input type="checkbox"/> Visitor Center Activity          | <input type="checkbox"/> Devil's Standtable Activity |
| <input type="checkbox"/> Water Tower Activity             | <input type="checkbox"/> Stone Fort Activity         |
| <input type="checkbox"/> Giant City Nature Trail Activity | <input type="checkbox"/> Trillium Trail Activity     |
| <input type="checkbox"/> Critters in the Creek Activity   | <input type="checkbox"/> Trash Bash Activity         |

# Trail Trash Bash Activity

## Pick up Trash on the Trail of your choosing!

No one wants to see trash in nature, especially the wildlife! Unfortunately, when you are a park that sees millions of visitors every year, not everyone is considerate enough to throw their trash in the right place. Pick one of your favorite trails or shelters in the park and see how much trash you can find. Remember that sometimes trash can be very, very small! The small pieces of trash are sometimes the most harmful to wildlife.

1. What trail or shelter did you choose?

2. Why do you think littering is harmful to plants and animals?

3. How can you help prevent people from littering?

Giant City State Park recycles! Please make sure to put any plastic or glass bottles in one of the recycle containers found throughout the park. Thank you!





# Trillium Trail Activity

## Terrific Trillium Trail Hike!

Who doesn't like Wildflowers?! This two-mile trail is where we do our spring wildflower walks!

Spring is the best for color but, even if it's not spring there is a lot of super cool stuff to see!! Did you know that this trail is located in a Nature Preserve? That makes it even more unique than our other trails in the park. This area was named the Fern Rocks Nature Preserve because of the rare plants and beautiful sandstone bluffs that are found here. To help protect the Nature Preserve, it is very important that hikers stay on the designated trail. Never fear! There is still plenty to see.



Don't forget that all plants and animals are protected in State Parks. It is illegal to remove anything from the trails. Help keep us safe!

1. While hiking the Trillium Trail look for three interesting plants. Take a picture with a phone or camera and do a little research about what you found. If you are having a hard time identifying your plants, you can always ask a ranger or volunteer at the Visitor Center. When you think you know what it is, post it on the Friends of Giant City Facebook here:


<https://www.facebook.com/friendsofgiantcity/>

2. Why are flowers and other plants important?



3. When you reach the top of the bluff, do you notice any difference in temperature? Is it warmer or colder?

How about plant life? Does the top look the same as the bottom? What's different?



# Visitor Center Activity

## Hang out at the Visitor Center!

The Giant City Visitor Center is a great place to stop and learn all about what the park has to offer!

1. Ask a volunteer or a ranger for a park map. See if they have any trail recommendations.
2. Watch the 10 minute video about the park.
3. There are live animals in the Visitor Center! What kind of animals are they and what are their names?

\* \_\_\_\_\_

\* \_\_\_\_\_

4. Check out the Visitor Center displays! Complete the Visitor Center Scavenger hunt listed below.

### Giant City Visitor Center Scavenger hunt!

What is Giant City State Park's largest owl?



What does CCC stand for? What did they do for the park?

What is the smallest egg in the Visitor Center?



Name the largest frog in North America.



What is the only venomous snake found in Giant City?



## Water Tower Activity

### Climb the Water Tower!

Did you know the Giant City Water Tower is 80 Feet tall? WOW! The viewing platform is a great place to get a good look at the park.

1. Climb the water tower and make sure to hold the hand rails when going up!
2. When you reach the top, watercolor paint or draw what you see in the area below.



## Stone Fort Activity

### The Mysterious Stone Fort of Giant City!

Put on your detective hats for this one! We know that this stone structure was originally built by the Late Woodland Native Americans over one thousand years ago but, why did they build it? Was it for protection? Was it for ceremonies? No one knows for sure! Why do YOU think the Late Woodland Native Americans built this wall? Read the signage at the top of the trail and make up your own story.

---



---



---



---



---



---



---




---



---



---



# Devil's Standtable Activity

## Devil's Standtable Bingo!

The Devil's standtable trail is a great place to play a little nature bingo! Using the bingo card below, see how many things you can find. While you are looking around, don't forget to look up at the awesome rock formations!



Soft	Nice Smelling	Eaten by Animals
Insect	Small as a Dime	Shiny
Water	Yucky Smelling	Animal

### What is the Devil's Standtable?

The Standtable is the large rock that looks like a big mushroom! It was once a part of the bluff that cracked loose during earth movements. Over millions of years, the sedimentary sandstone rock has eroded away into this super cool shape!



# Giant City Nature Trail Activity

## Walk the streets of giants!



Are there really giants at Giant City? Walk the 1 mile Nature Trail and find out for yourself! This trail is how Giant City State Park got its name! It's so cool!

- Before you hike, protect your feet by wearing closed toe shoes.
- It's always important to stay hydrated while hiking, so make sure to take a full water bottle with you.
- Familiarize yourself with the trail before you go.
  - How long is the trail?
  - What is the terrain like?
  - Are there any other trails that are connected to this one?
- Always hike with a buddy!



## Lets Hike!!

- The massive rocks that you are seeing are called Sandstone. They are close to ~~300 million~~ years old! Touch one of the large rocks and write down what it feels like? Did anything come off on your hands?

- These rocks and woods are habitat for many different kinds of animals, insects and spiders. See if you can find any of the animal evidence listed.











- The amazing streets of Giant City are large sandstone bluffs that have been slowly moving apart for millions of years! Located in the "streets" are several old and new carvings. Carving into the rocks is illegal and is considered to be graffiti. Why do you think it is wrong to carve into the rocks? How can you help rangers protect them?



There's more on the next page!



4. Even though it is wrong to carve in the rocks now, many of the carvings were done before Giant City became a state park in 1927. Before that, these rocks were not protected and many people carved their names to leave a record for future generations. Today, people have other ways to leave their history for future generations so carving in the rocks is not necessary. Write the oldest names and dates you can find, below.



# Critters in the Creek Activity



## Dip net in the creeks for cool critters!

Giant City has creeks and ponds all over the park! Find one that has plenty of water and use the nets to see what you can scoop up!

1. What in the world is a macro invertebrate?! Macro means “able to see with the naked eye” and Invertebrate means “animal that does not have a backbone”. Examples of macro invertebrates include flatworms, crayfish, aquatic snails, clams and insects such as dragonflies. So, what’s so great about macro invertebrates?

- They are super cool to look at!
- They are an important part of the food chain. Many animals depend on these little critters as a food source!
- They help scientists determine water quality.



2. Using nets and the identification guide, see what you can find! Write your observations in the space below.

---

---

---

---

---

---

---

---

