







My Award and Badge Explorer

| AWARD/BADGE | DESCRIPTION |
|---|---|
|  <p>Cadette STEM Career Exploration</p> <p>Cadette (Grades 6-8) STEM</p> | <p>Explore careers that make a difference. Then, map out how you'll help others and change the world!</p> <ol style="list-style-type: none"> 1. Explore how you want to make a difference 2. Discover your career possibilities 3. Learn about the day-to-day 4. Brainstorm your next steps 5. Map your career path <p>When you've earned this badge, you'll know about STEM careers and how you can make the world a better place.</p> <p>GET THIS BADGE</p> |
|  <p>Coding for Good 1: Coding Basics</p> <p>Cadette (Grades 6-8) STEM</p> | <p>Find out how to write a computer program and create a meme with a positive message.</p> <ol style="list-style-type: none"> 1. Learn about functions and arguments 2. Explore how memes are created 3. Write pseudocode for a meme 4. Write shareable code 5. Share your meme <p>When you've earned this badge, you'll know the basics of computer coding and how to create a meme that can have an impact on other people, your community, and the world.</p> <p>GET THIS BADGE</p> |
|  <p>Coding for Good 2: Digital Game Design</p> <p>Cadette (Grades 6-8) STEM</p> | <p>Explore how programmers design video games that make positive changes in the world.</p> <ol style="list-style-type: none"> 1. Create an avatar 2. Learn how to use arrays to create images 3. Write an array to create an icon 4. Develop a game scenario 5. Play your game <p>When you've earned this badge, you'll know how video games are developed, how images are stored and displayed on screens, and how to use elements from Javascript to create game characters.</p> <p>GET THIS BADGE</p> |




My Award and Badge Explorer

| AWARD/BADGE | DESCRIPTION |
|---|---|
|  <p>Coding for Good 3: App Development</p> <p>Cadette (Grades 6-8) STEM</p> | <p>Collect and visualize personal data to design a prototype for an app that will help to build a healthy habit.</p> <ol style="list-style-type: none"> 1. Learn about data collection and visualization 2. Write an array to store personal data 3. Create a personal data collection plan 4. Learn how to correlate data 5. Develop a prototype for a habit tracking app <p>When you've earned this badge, you'll know how to use elements from JavaScript to create your own idea for a habit tracking app.</p> <p>GET THIS BADGE</p> |
|  <p>Cybersecurity 1: Basics</p> <p>Cadette (Grades 6-8) STEM</p> | <p>Explore different hacking techniques and how to protect yourself with basic cybersecurity precautions.</p> <ol style="list-style-type: none"> 1. Crack a code 2. Hack a password 3. Explore two-factor authentication 4. Launch a Man-in-the-Middle attack 5. Explore social engineering <p>When you've earned this badge, you'll know how (and why it's important!) to protect yourself with strong passwords, secure encryption, and caution when clicking on links.</p> <p>GET THIS BADGE</p> |
|  <p>Cybersecurity 2: Safeguards</p> <p>Cadette (Grades 6-8) STEM</p> | <p>Find out why it's important to keep your personal information private online and how you can keep your data secure.</p> <ol style="list-style-type: none"> 1. Guard your identity 2. Create a profile based on your interests 3. Learn about metadata 4. Shop for apps in a life-sized app store 5. Inventory your digital presence <p>When you've earned this badge, you'll know about your digital footprint and how others can use data from your footprint to target you with both legitimate ads and social engineering scams.</p> <p>GET THIS BADGE</p> |




My Award and Badge Explorer

| AWARD/BADGE | DESCRIPTION |
|--|--|
|  <p>Cybersecurity 3: Investigator</p> <p>Cadette (Grades 6-8) STEM</p> | <p>Solve a series of fictional cyber crimes using what you know about cybersecurity.</p> <ol style="list-style-type: none"> 1. Find clues in text messages 2. Identify phishing emails 3. Learn how hackers use social media 4. Analyze log files 5. Protect your identity from hackers <p>When you've earned this badge, you'll know about the potential vulnerabilities and risks in personal digital communications (emails, text messages, and social media) and how you can protect your identity.</p> <p>GET THIS BADGE</p> |
|  <p>Digital Leadership</p> <p>Cadette (Grades 6-8) STEM</p> | <p>Explore the digital world and how you can use technology to inspire and guide others.</p> <ol style="list-style-type: none"> 1. Discover your digital landscape 2. Investigate the digital world 3. Design a digital community 4. Create content for change 5. Share your process <p>When you've earned this badge, you will know how technology can be used to make a difference. You'll know how to make the internet a better place for yourself and others.</p> <p>GET THIS BADGE</p> |
|  <p>Digital Movie Maker</p> <p>Cadette (Grades 6-8) STEM Art</p> | <p>Try your hand at movie making.</p> <ol style="list-style-type: none"> 1. Learn digital video basics 2. Film. Then film some more... 3. Pick the perfect subject 4. Action! 5. Edit and premiere your movie <p>When you've earned this badge, you'll know how to create a digital movie.</p> <p>This badge comes in a packet that includes the Digital Movie Maker, Eating for You, Public Speaker, Science of Happiness, and Screenwriter badges.</p> <p>GET THIS BADGE</p> |




My Award and Badge Explorer

| AWARD/BADGE | DESCRIPTION |
|---|---|
|  <p>Journey: Breathe</p> <p>Cadette (Grades 6-8) STEM Journey</p> | <p>In this Journey, you will:</p> <ol style="list-style-type: none"> 1. Find out about the air we breathe by visiting a wind farm, talking to an environmental scientist, or doing experiments using wind. 2. Plan a Take Action project to fix an air problem in your community. You could plant an indoor garden, campaign against smoking, or push for clean-air initiatives in your community. More Details → <p>Learn more about how to earn your Take Action Award - and help your community - with the Girl Scout Take Action Guide. Then use your leadership skills to earn your Silver Award, the highest award for Girl Scout Cadettes!</p> |
|  <p>Journey: Think Like a Citizen Scientist</p> <p>Cadette (Grades 6-8) STEM Journey</p> | <p>In this Journey, you will:</p> <ol style="list-style-type: none"> 1. Find out how citizen scientists make observations, collect data, and help scientists conduct scientific research. 2. Do 3 citizen science activities: make observations about your environment, create a community field guide, and a SciStarter project. More Details → <p>If you're a Girl Scout volunteer, go to Volunteer Toolkit for complete meeting plans and activity instructions.</p> <p>Learn more about how to earn your Take Action Award - and help your community - with the Girl Scout Take Action Guide. Then use your leadership skills to earn your Silver and Gold Awards!</p> |
|  <p>Journey: Think Like a Programmer</p> <p>Cadette (Grades 6-8) STEM Journey</p> | <p>In this Journey, you will:</p> <ol style="list-style-type: none"> 1. Find out how programmers use computational thinking to solve problems 2. Do 3 computational thinking activities: categorize various objects as "Computer" or "Not a Computer" to explore the four tasks that define a computer, create a card-sorting algorithm to learn about processing, and design technology that will best meet a user's needs using user-centered design. More Details → <p>Learn more about how to earn your Take Action Award - and help your community - with the Girl Scout Take Action Guide. Then use your leadership skills to earn your Silver Award, the highest award for Girl Scout Cadettes!</p> |




My Award and Badge Explorer

| AWARD/BADGE | DESCRIPTION |
|--|--|
|  <p>Journey: Think Like an Engineer</p> <p>Cadette (Grades 6-8) STEM Journey</p> | <p>In this Journey, you will:</p> <ol style="list-style-type: none"> 1. Find out how engineers use design thinking to solve problems. 2. Do 3 design thinking activities: design and build prototypes of a life vest for a dog, a model camp cabin inspired by nature, and a prosthetic leg for an elephant. 3. Plan a Take Action project that helps others. <p>Learn more about how to earn your Take Action Award - and help your community - with the Girl Scout Take Action Guide. Then use your leadership skills to earn your Silver Award, the highest award for Girl Scout Cadettes!</p> <p>Get This Journey</p> |
|  <p>Netiquette</p> <p>Cadette (Grades 6-8) STEM Citizenship</p> | <p>Our digital world makes it easy to stay in touch and share friendships, memories, and ideas. But we've all heard embarrassing stories in which people wish they'd never hit the "send" button. Once you've put it out there, it never goes away. But you can use that to your benefit, too. This badge is all about knowing how to make positive choices in the online world.</p> <ol style="list-style-type: none"> 1. Explore "oops!" and "wow!" moments 2. Dig into stories of "ouch" -- and repair some hurt if necessary 3. Look at e-mail, commenting, or blogging 4. Decide what makes a great social media profile 5. Spread better practices More Details -> |
|  <p>Robotics 1: Designing Robots</p> <p>Cadette (Grades 6-8) STEM</p> | <p>Build a prototype of a new kind of robot that could help someone to overcome a daily obstacle. Decide on a challenge, brainstorm solutions, plan, build a prototype, and test it to see how well it meets the challenge.</p> <ol style="list-style-type: none"> 1. Pick a challenge 2. Explore possible solutions 3. Plan your prototype 4. Build a prototype 5. Get feedback on your robot <p>When you've earned this badge, you'll know how to design a robot and build a prototype.</p> <p>GET THIS BADGE</p> |

My Award and Badge Explorer

| AWARD/BADGE | DESCRIPTION |
|--|---|
|  <p>Robotics 2: Programming Robots</p> <p>Cadette (Grades 6-8) STEM</p> | <p>To help you understand how robots work, learn about the parts that make up a robot. Get started with electronics by making a simple sensor, something robots use to function without human operators. Then practice coding robots using important programming concepts like functions and loops.</p> <ol style="list-style-type: none"> 1. Learn about robots 2. Build a robot part: simple sensors 3. Make a box model robot with sensors 4. Learn about programming 5. Write a program for a robot <p>When you've earned this badge, you'll understand how robots work and how to control them.</p> <p>GET THIS BADGE</p> |
|  <p>Robotics 3: Showcasing Robots</p> <p>Cadette (Grades 6-8) STEM</p> | <p>After engineers build a working version of their robots, they release them to the public. They may enter them into challenges and competitions or market them through a website or crowd-funding campaign. Now that you've built your robot, share your design with others and explore a future in robotics.</p> <ol style="list-style-type: none"> 1. Learn about robotics events and organizations 2. Create a presentation about your robot 3. Present your robot pitch to others for feedback 4. Find out about robotics opportunities for teens 5. See robot makers and robots in action <p>When you've earned this badge, you'll know how to share your robot designs with the world.</p> <p>GET THIS BADGE</p> |
|  <p>Science of Happiness</p> <p>Cadette (Grades 6-8) Health Relationships STEM</p> | <p>Find out how scientists measure happiness and put their results into action.</p> <ol style="list-style-type: none"> 1. Make yourself happier 2. Think differently for happiness 3. Get happy through others 4. Do a helpful happiness experiment 5. Create a happiness action plan <p>When you've earned this badge, you'll know how to use the science of happiness to make your world the happiest place it can be.</p> <p>This badge comes in a packet that includes the Digital Movie Maker, Eating for You, Public Speaker, Science of Happiness, and Screenwriter badges</p> <p>GET THIS BADGE</p> |

My Award and Badge Explorer

| AWARD/BADGE | DESCRIPTION |
|---|---|
|  <p>Space Science Researcher</p> <p>Cadette (Grades 6-8) STEM</p> | <p>Observe and explore light, deepening your understanding of the Sun, stars, and other objects in space.</p> <ol style="list-style-type: none"> 1. What more can you see? 2. Explore "invisible" light 3. See the stars in a new way 4. Expand your vision 5. Conserve the night sky <p>When you've earned this badge, you'll understand more about the amazing properties of light and how you use it to make discoveries about the Universe and space science.</p> <p>GET THIS BADGE</p> |
|  <p>Special Agent</p> <p>Cadette (Grades 6-8) STEM Life Skills</p> | <p>Use your investigative mind to take on the many roles of a special agent: detective, scientist, psychologist, enforcer of the law.</p> <ol style="list-style-type: none"> 1. Investigate investigation 2. Reveal reality 3. Try the science 4. Key in to body language 5. Practice the art of detection <p>When you've earned this badge, you'll know secrets from the worlds of forensic science and criminal psychology.</p> <p>This badge comes in a packet that includes the Book Artist, Woodworker, Special Agent, Trailblazing, and Babysitter badges.</p> <p>GET THIS BADGE</p> |
|  <p>Woodworker</p> <p>Cadette (Grades 6-8) STEM Life Skills Art</p> | <p>Find out how to use wood to make stylish, useful things for yourself and others.</p> <ol style="list-style-type: none"> 1. Swing a hammer 2. Keep it level 3. Use a screwdriver 4. Saw some wood 5. Build something yourself <p>When you've earned this badge, you'll know how to use some basic tools to make simple woodworking projects.</p> <p>This badge comes in a packet that includes the Book Artist, Woodworker, Special Agent, Trailblazing, and Babysitter badges.</p> <p>GET THIS BADGE</p> |